

Feedback analysis:

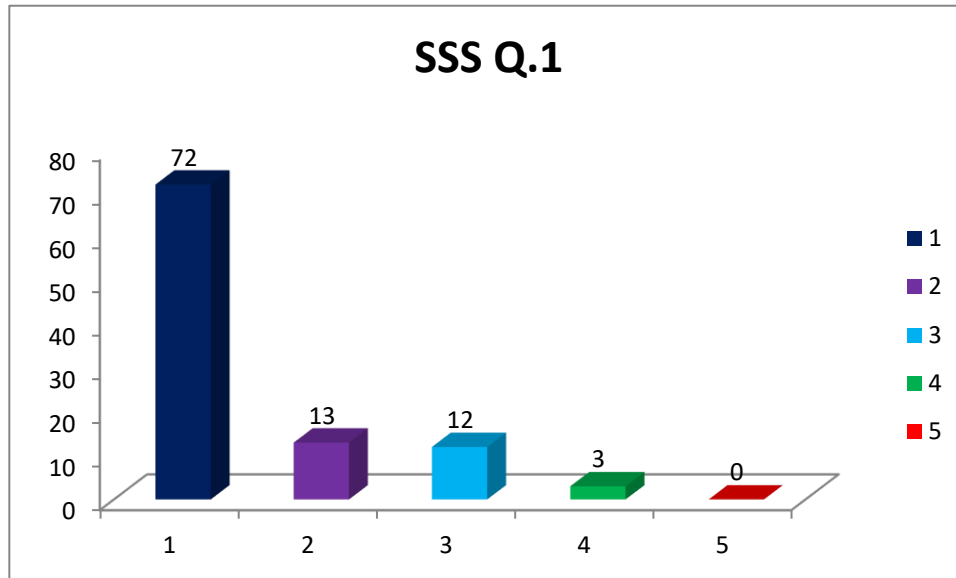
FEEDBACK FROM STUDENTS:

We are collecting feedback from our students online as per the questionnaires provided by the NAAC. We have designed a special link for our students. We are also collecting feedback from students on Faculty performance and subject review. We started collecting feedback from Academic Year 2019-20. The year- wise analysis of student's feedback is presented below:

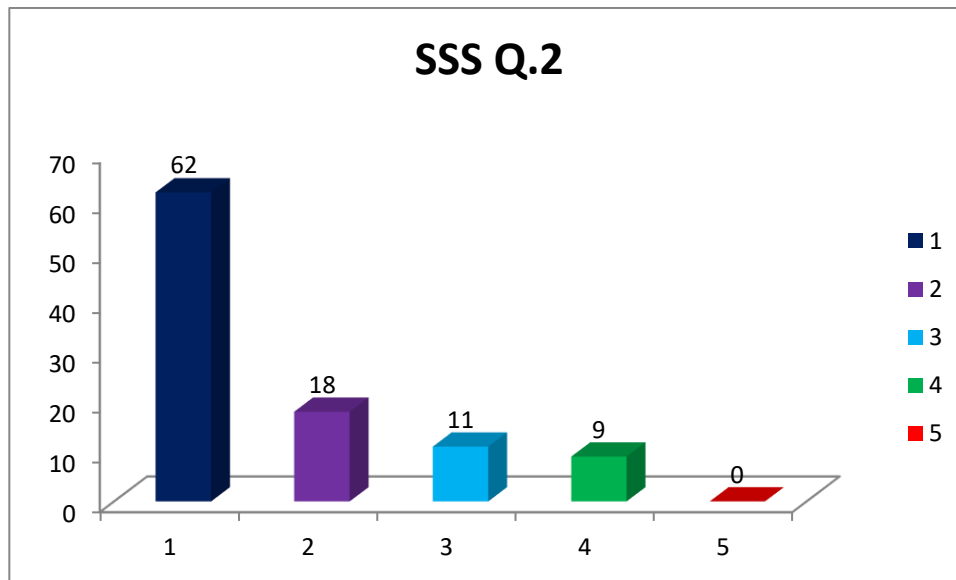
Academic year	Year/Semester	Branch	No. of students
2019-20	Year	Arts	600
		Science	
		Commerce	

Parameter	%Marks					Overall rating
1	72	13	12	03	00	0.24
2	62	18	11	09	00	0.27
3	60	20	10	05	05	0.29
4	62	18	10	04	06	0.29
5	65	15	10	10	00	0.27
6	73	07	15	05	00	0.25
7	32	48	10	05	05	0.33
8	40	10	25	25	00	0.39
9	55	25	15	05	00	0.28
10	72	18	05	05	00	0.23
11	66	14	10	10	00	0.27
12	75	05	08	10	02	0.26
13	66	14	13	07	00	0.26
14	46	14	20	20	00	0.35
15	47	13	15	15	10	0.29
16	72	08	04	14	02	0.27
17	82	03	05	12	00	0.25
18	45	15	22	08	00	0.28
19	56	14	12	08	10	0.33
20	70	10	07	10	03	0.27

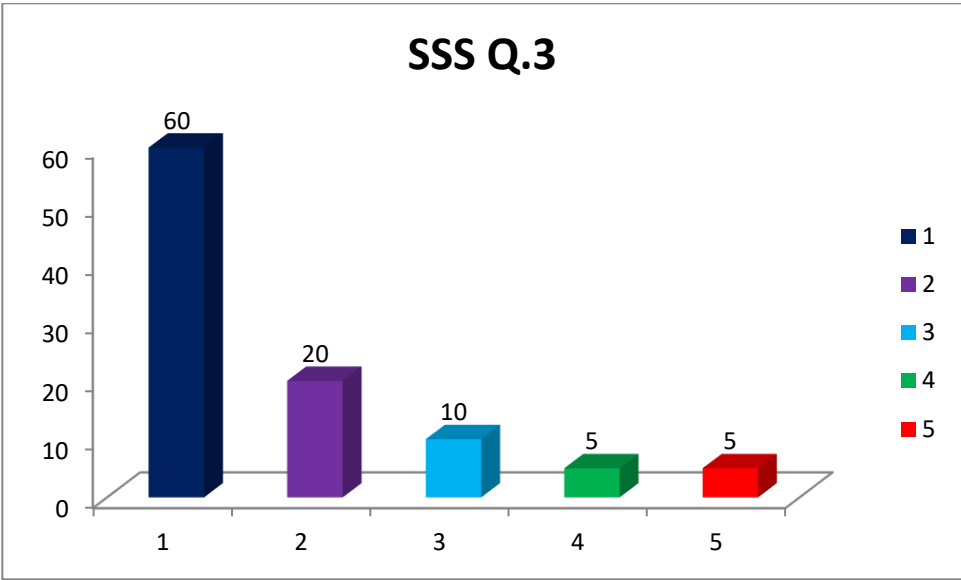
1. How much of the syllabus was covered in the class?



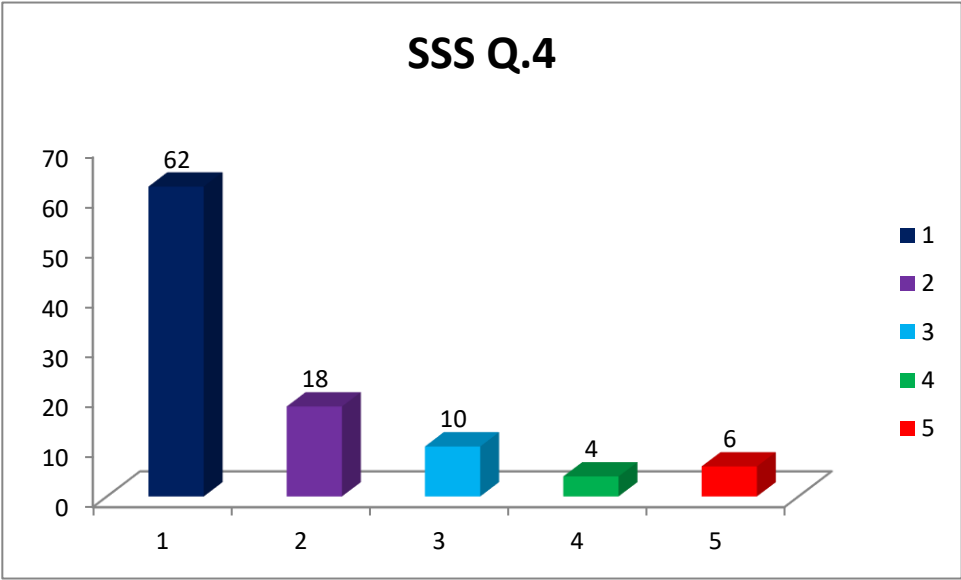
2. How well did the teachers prepare for the classes?



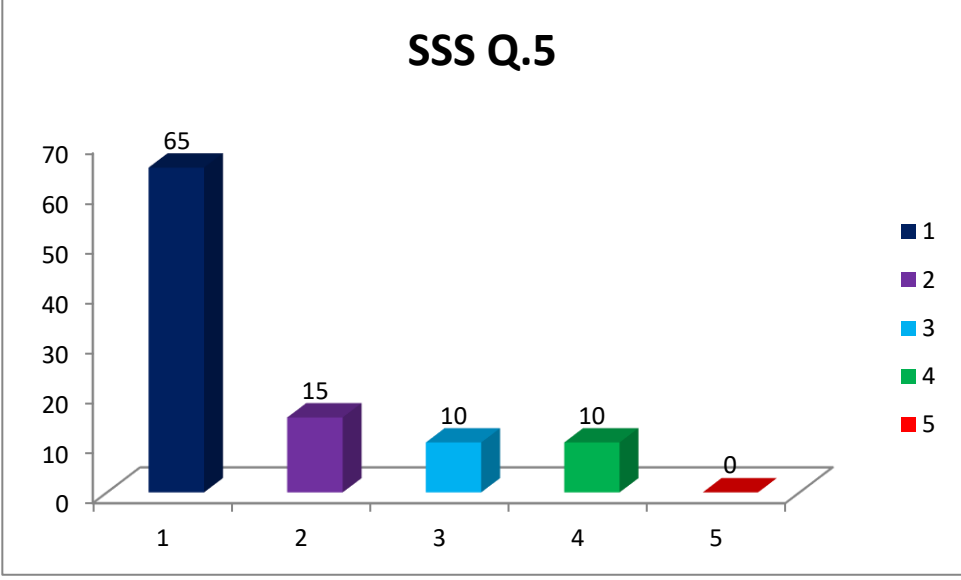
3. How well were the teachers able to communicate?



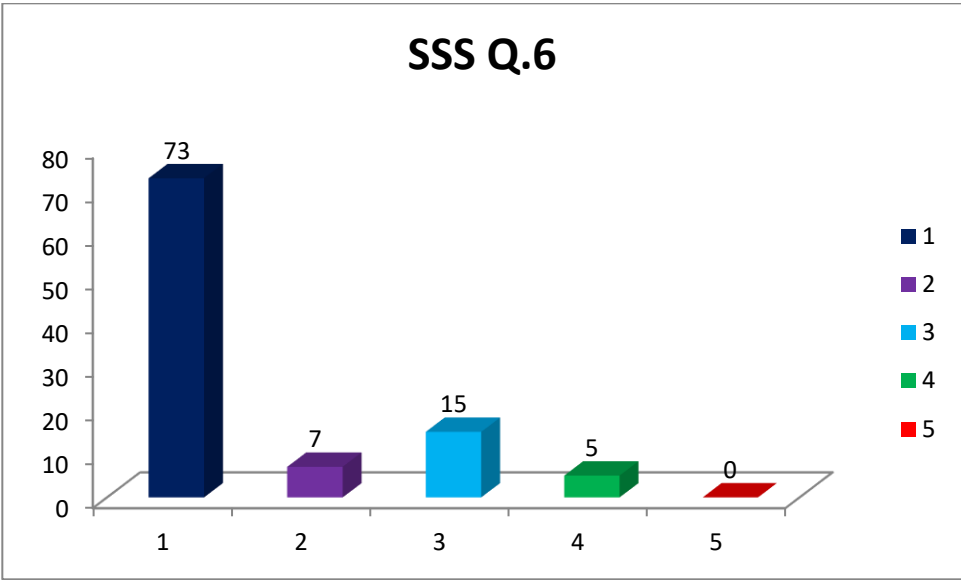
4. The teacher’s approach to teaching can best be described as



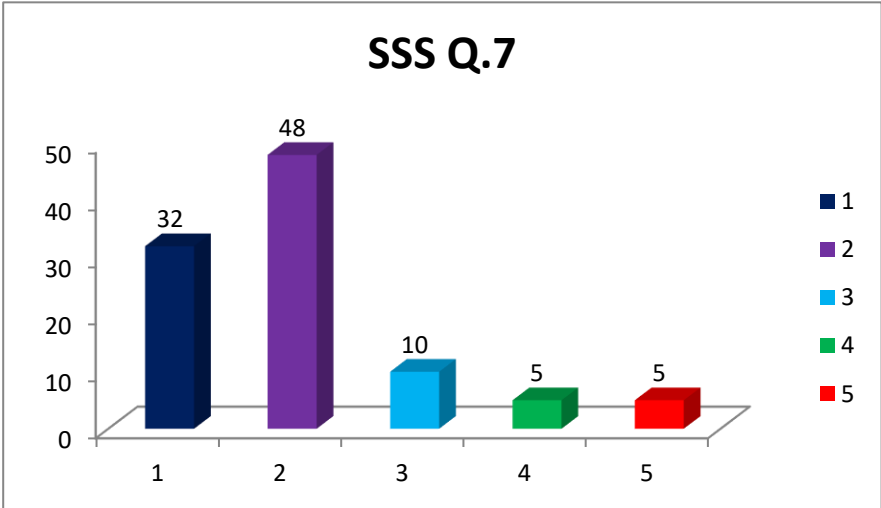
5. Fairness of the internal evaluation process by the teachers.



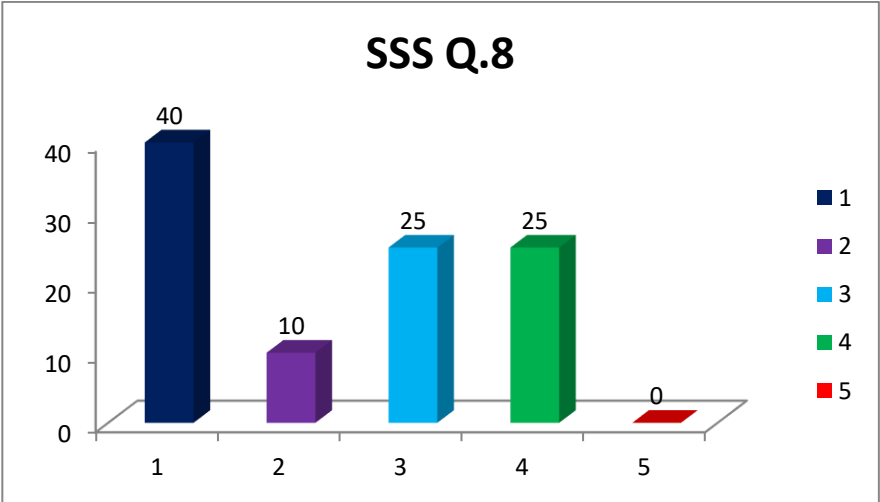
6. Was your performance in assignments discussed with you?



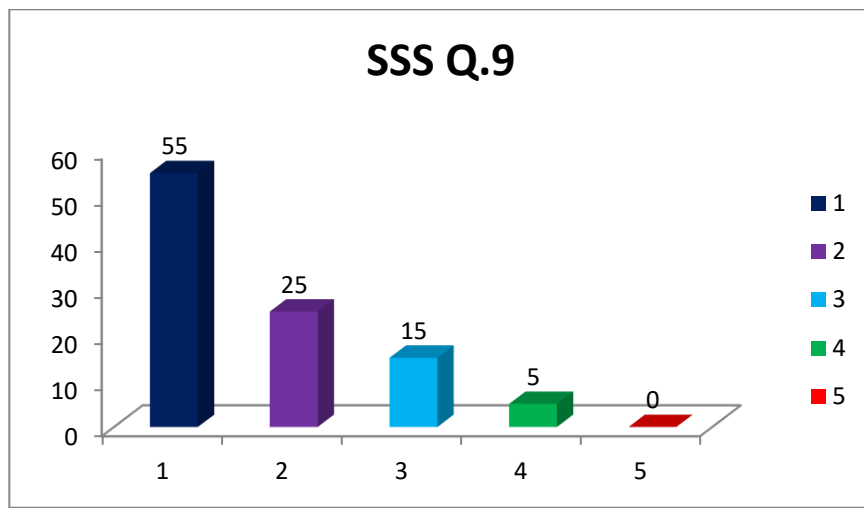
7. The institute takes active interest in promoting internship, student exchange, and field visit opportunities for students. *



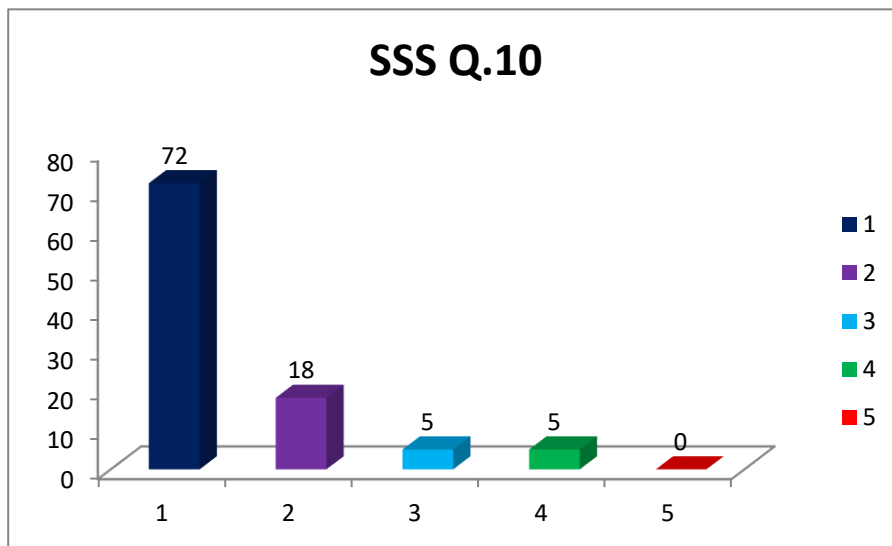
8. The teaching and mentoring process in your institution facilitates you in cognitive ,social and emotional growth



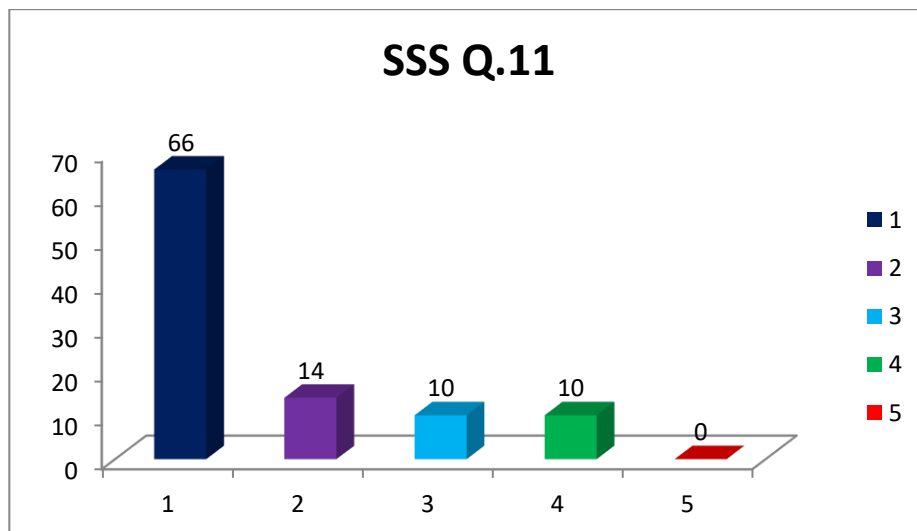
9. The institution provides multiple opportunities to learn and grow



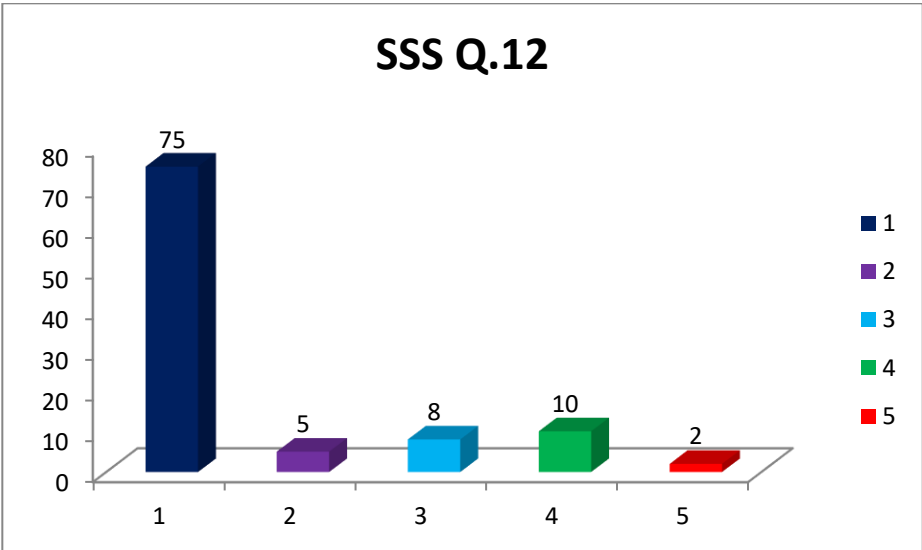
10. Teachers inform you about your expected competencies, course outcomes and programme outcomes *



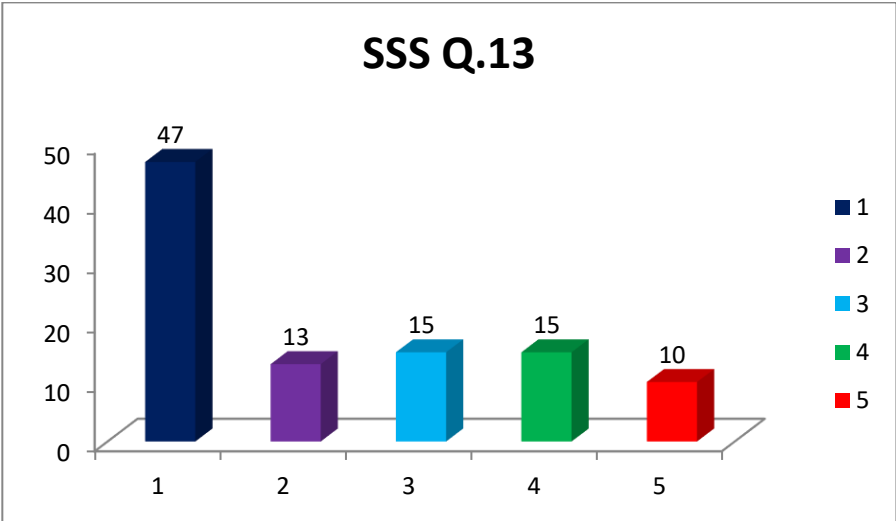
11. Your mentor does a necessary follow-up with an assigned task to you



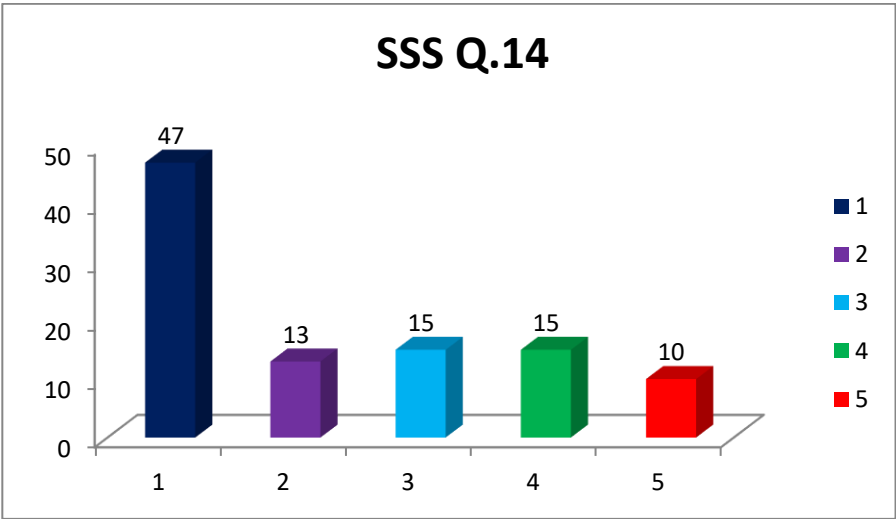
12. The teachers illustrate the concepts through examples and applications



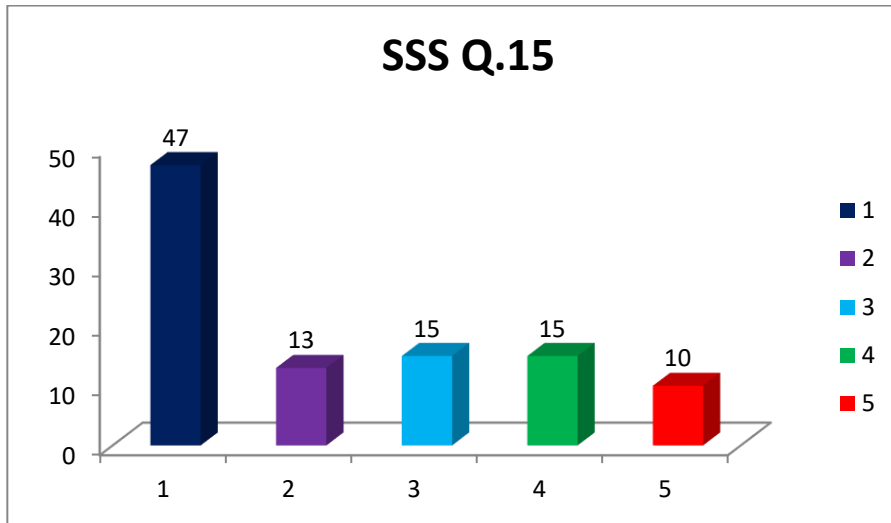
13. The teachers identify your strengths and encourage you with providing right level of challenges



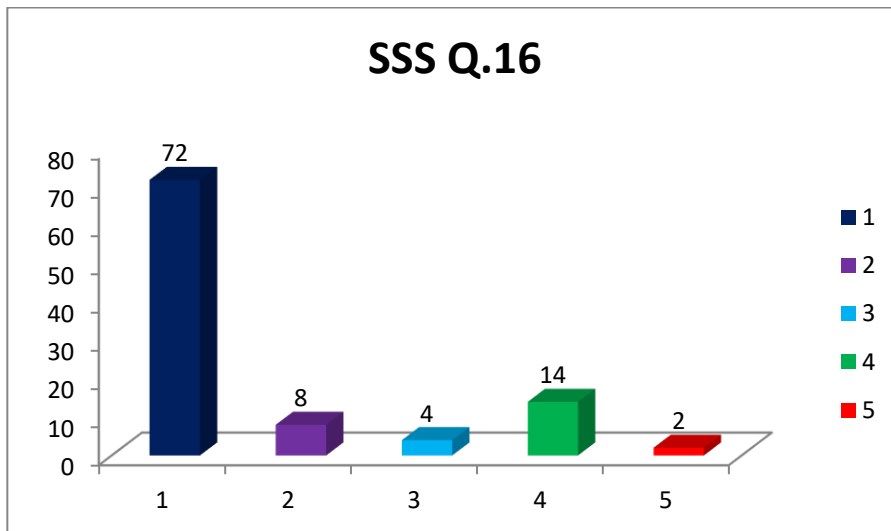
14. The Teachers are able to identify your weakness and help you to overcome them



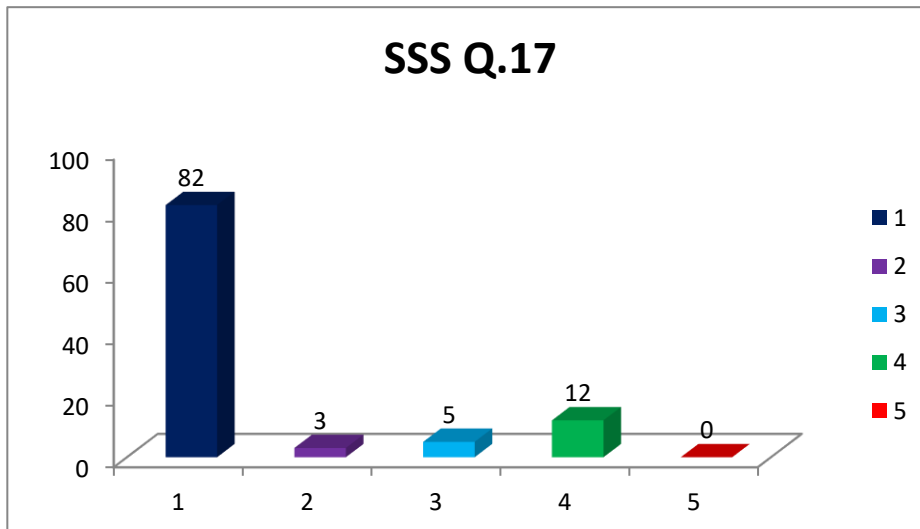
15. The institution makes effort to engage students in the monitoring, review and continuous quality improvement of the teaching learning process



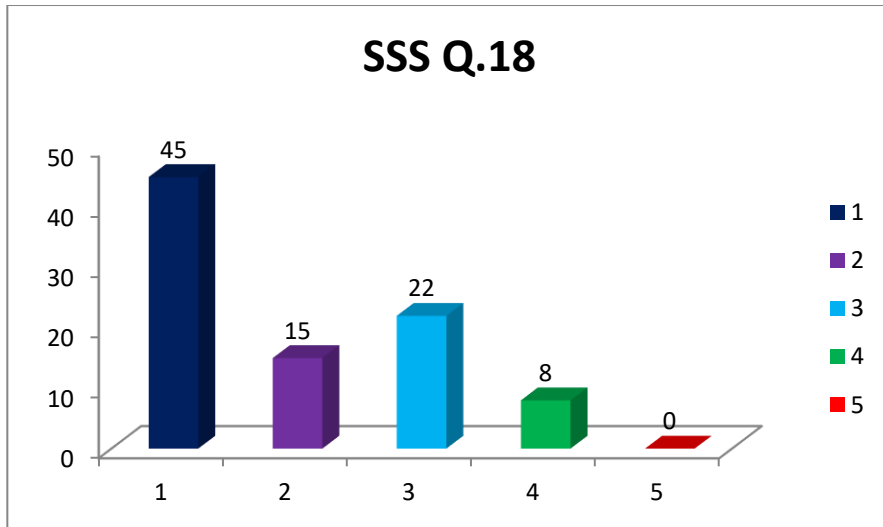
16. The institute/teachers use student centric methods, such as experimental learning, participative learning and problem solving methodologies for enhancing learning experiences



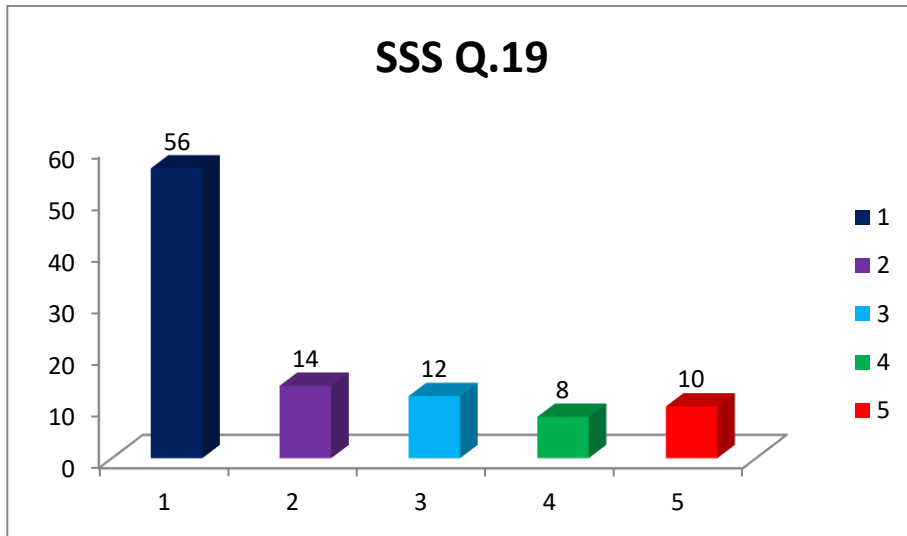
17. Teachers encourage you to participate in extracurricular activities



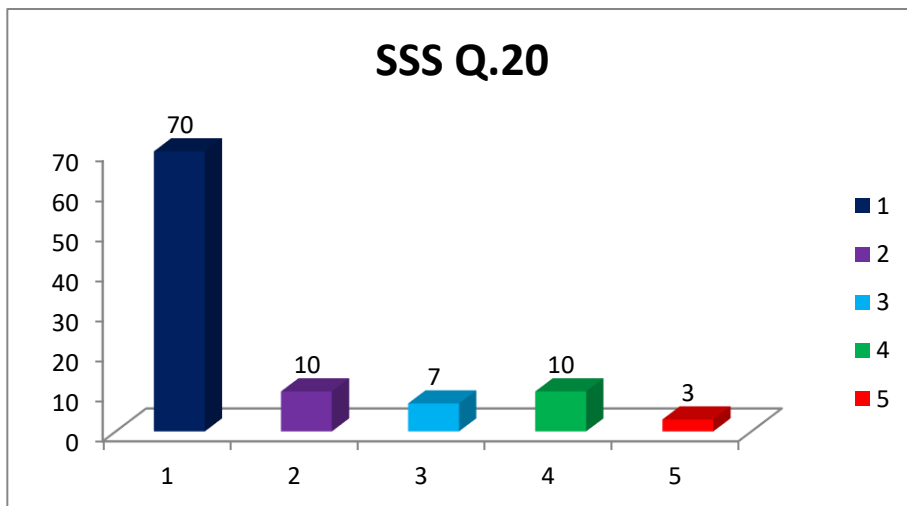
18. Efforts are made by the institute/teachers to inculcate soft skills, life skills and employability skills to make you ready for the world of work



19. What percentage of teachers use ICT tools such as LCD projector, Multimedia etc while teaching



20. The overall quality of teaching- learning process in your institute is very good



Questionnaire:

Student Satisfaction Survey

Student Satisfaction Survey, Pratap College Amalner

* Required

1. Email address *

2. contact no:

3. How much of the syllabus was covered in the class? * Mark only one oval.

- 4 – 85 to 100%
- 3 – 70 to 84%
- 2 – 55 to 69%
- 1– 30 to 54%
- 0 –Below 30%

4. How well did the teachers prepare for the classes? * Mark only one oval.

- 4 –Thoroughly
- 3 – Satisfactorily
- 2 – Poorly
- 1 – Indifferently
- 0 – Won't teach at all

5. How well were the teachers able to communicate? *
Mark only one oval.

- 4 – Always effective
- 3 – Sometimes effective
- 2 – Just satisfactorily
- 1– Generally ineffective
- 0– Very poor communication

6. The teacher's approach to teaching can best be described as * *Mark only one oval.*

- 4– Excellent
- 3 – Very good
- 2 – Good
- 1 – Fair
- 0– Poor

7. Fairness of the internal evaluation process by the teachers. * *Mark only one oval.*

- 4 – Always fair
- 3 – Usually fair
- 2 – Sometimes unfair
- 1 – Usually unfair
- 0– Unfair

8. Was your performance in assignments discussed with you? * *Mark only one oval.*

- 4 – Every time
- 3 – Usually
- 2 – Occasionally/Sometimes
- 1 – Rarely
- 0– Never

9. The institute takes active interest in promoting internship, student exchange, and field visit opportunities for students. *

Mark only one oval.

- 4 – Regularly
- 3 – Often
- 2 – Sometimes
- 1 – Rarely
- 0– Never

10. The teaching and mentoring process in your institution facilitates you in cognitive, social and emotional growth. *

Mark only one oval.

- 4 – Significantly
- 3 – Very well
- 2 – Moderately
- 1 – Marginally
- 0– Not at all

11. **The institution provides multiple opportunities to learn and grow** * *Mark only one oval.*

- 4 – Strongly agree
- 3 – Agree
- 2 – Neutral
- 1 – Disagree
- 0– Strongly disagree

12. **Teachers inform you about your expected competencies, course outcomes and programme outcomes** *

Mark only one oval.

- 4 – Every time
- 3 – Usually
- 2– Occasionally/Sometimes
- 1 – Rarely
- 0– Never

13. **Your mentor does a necessary follow-up with an assigned task to you.** * *Mark only one oval.*

- 4 – Every time
- 3 – Usually
- 2 – Occasionally/Sometimes
- 1 – Rarely
- 0 – I don't have a mentor

14. **The teachers illustrate the concepts through examples and applications.** * *Mark only one oval.*

- 4 – Every time
- 3 – Usually
- 2 – Occasionally/Sometimes
- 1– Rarely
- 0 – Never

15. **The teachers identify your strengths and encourage you with providing right level of challenges** *

Mark only one oval.

- 4 – Fully
- 3 – Reasonably
- 2 – Partially
- 1 – Slightly

0– Unable to

16. Teachers are able to identify your weaknesses and help you to overcome them

*

Mark only one oval.

- 4 – Every time
 3 – Usually
 2 – Occasionally/Sometimes
 1 – Rarely
 0 – Never

17. The institution makes effort to engage students in the monitoring, review and continuous quality improvement of the teaching learning process.

*

Mark only one oval.

- 4 – Strongly agree
 3 – Agree
 2 – Neutral
 1 – Disagree
 0 – Strongly disagree

18. The institute/ teachers use student centric methods, such as experiential learning, participative learning and problem solving methodologies for enhancing learning experiences.

*

Mark only one oval.

- 4 – To a great extent
 3 – Moderate
 2 – Some what
 1 – Very little
 0 – Not at all

19. Teachers encourage you to participate in extracurricular activities.

*

Mark only one oval.

- 4 – Strongly agree
 3 – Agree
 2 – Neutral
 1 – Disagree
 0 – Strongly disagree

20. Efforts are made by the institute/ teachers to inculcate soft skills, life skills and employability skills to make you ready for the world of work. *

Mark only one oval.

- 4 – To a great extent
- 3 – Moderate
- 2 – Some what
- 1 – Very little
- 0 – Not at all

21. What percentage of teachers use ICT tools such as LCD projector, Multimedia, etc. while teaching. *

Mark only one oval.

- 4 – Above 90%
- 3 – 70 – 89%
- 2 – 50 – 69%
- 1 – 30 – 49%
- 0 – Below 29%

22. The overall quality of teaching-learning process in your institute is very good. * Mark only one

oval.

- 4 –Strongly agree
- 3 – Agree
- 2 – Neutral
- 1 – Disagree
- 0 – Strongly disagree

23. Give three observation / suggestions to improve the overall teaching – learning experience in your institution. *

Send me a copy of my responses.

Analysis

It has been observed that

- Students are not satisfied with evaluation as evaluation report is not discussed in classroom
- In some cases teachers are not illustrating the topic with examples
- It is dire need to identify strength, weakness and encourage the students to accept new challenges
- Overall response of students to other questions is good